

Preen[®]

LAWN

WEED CONTROL



KILLS 200+ WEEDS*
** See Use Directions for complete list of treated weeds.*

KILLS THE ROOT!

Apply when weeds* are growing

PLANTAIN

CHICKWEED

THISTLE

CLOVER

For Use on Lawns
COVERS 5,000 SQ. FT.

Net Wt. 10 lbs.
 (4.53 kg)

ACTIVE INGREDIENTS:
 2,4-dichlorophenoxyacetic acid 1.37%
 (+)-(R)-2-(2-methyl-4-chlorophenoxy)propionic acid 0.31%
 Dicamba: 3,6-dichloro-o-anisic acid 0.13%
 OTHER INGREDIENTS: 98.19%
 TOTAL 100.00%

THIS PRODUCT CONTAINS:
 27.4 lb 2,4-dichlorophenoxyacetic acid equivalent per ton
 6.2 lb (+)-(R)-2-(2-methyl-4-chlorophenoxy) propionic acid equivalent per ton
 2.6 lb 3,6-dichloro-o-anisic acid equivalent per ton
 Isomer Specific by AOAC Methods

KEEP OUT OF REACH OF CHILDREN
CAUTION
 See back panel for First Aid and additional
 Precautionary Statements

For Use on Lawns
COVERS 5,000 SQ. FT.

Net Wt. 10 lbs.
(4.53 kg)

ACTIVE INGREDIENTS:	
2,4-dichlorophenoxyacetic acid	1.37%
(+)-(R)-2-(2-methyl-4-chlorophenoxy)propionic acid	0.31%
Dicamba: 3,6-dichloro-o-anisic acid	0.13%
OTHER INGREDIENTS:	98.19%
TOTAL	100.00%

THIS PRODUCT CONTAINS:
27.4 lb 2,4-dichlorophenoxyacetic acid equivalent per ton
6.2 lb (+)-(R)-2-(2-methyl-4-chlorophenoxy) propionic acid equivalent per ton
2.6 lb 3,6-dichloro-o-anisic acid equivalent per ton
Isomer Specific by AOAC Methods

KEEP OUT OF REACH OF CHILDREN
CAUTION
See back panel for First Aid and additional
Precautionary Statements

Preen[®] WEED CONTROL LAWN

STOP! READ THE ENTIRE LABEL FIRST. OBSERVE ALL PRECAUTIONS AND FOLLOW DIRECTIONS CAREFULLY.

Precautionary Statements

Hazards to Humans and Domestic Animals

CAUTION

Harmful if absorbed through skin. Harmful if inhaled. Avoid contact with skin, eyes, or clothing. Avoid breathing dust. Causes moderate eye irritation. Wash thoroughly with soap and water after handling and before eating, drinking, chewing gum, using tobacco, or using the toilet. Wear long-sleeved shirt and long pants, socks, shoes, and gloves. Remove and wash contaminated clothing before reuse.

First Aid

IF ON SKIN OR CLOTHING:	<ul style="list-style-type: none"> Take off contaminated clothing. Rinse skin immediately with plenty of water for 15-20 minutes. Call a poison control center or doctor for treatment advice.
IF INHALED:	<ul style="list-style-type: none"> Move person to fresh air. If person is not breathing, call 911 or ambulance, then give artificial respiration, preferably mouth-to-mouth if possible. Call a poison control center or doctor for further treatment advice.
IF IN EYES:	<ul style="list-style-type: none"> Hold eye open and rinse slowly and gently with water for 15-20 minutes. Remove contact lenses, if present, after the first 5 minutes, then continue rinsing eye. Call a poison control center or doctor for treatment advice.
IF SWALLOWED:	<ul style="list-style-type: none"> Call a poison control center or doctor immediately for treatment advice. Have person sip a glass of water if able to swallow. Do not induce vomiting unless told to do so by a poison control center or doctor. Do not give anything by mouth to an unconscious person.

Have the product container or label with you when calling a poison control center or doctor, or going for treatment. For additional information in case of emergency, call toll free 1-877-800-5556.

Environmental Hazards

This pesticide is toxic to fish and aquatic invertebrates and may adversely affect non-target plants. To protect the environment, do not allow pesticide to enter or run off into storm drains, drainage ditches, gutters or surface waters. Applying this product in calm weather when rain is not predicted for the next 24 hours will help to ensure that wind or rain does not blow or wash pesticide off the treatment area. Sweeping any product that lands on a driveway, sidewalk, or street, back onto the treated area of the lawn will help to prevent run off to water bodies or drainage systems.

This chemical has properties and characteristics associated with chemicals detected in groundwater. The use of this chemical in areas where soils are permeable, particularly where the water table is shallow, may result in groundwater contamination. Application around a cistern or well may result in contamination of drinking water or groundwater.

Directions For Use

It is a violation of Federal law to use this product in a manner inconsistent with its labeling.

• Do not apply this product in a way that will contact any person or pet, either directly or through drift. Keep people and pets out of the area during application. Do not allow people or pets to enter the treated area until dusts have settled.

• This product is intended for residential use.

This product controls a wide range of listed lawn weeds which includes dandelion, chickweed, knotweed, plantain, henbit, spurge and many others commonly found in home lawns. Retreatment may be necessary if (a) lawn is heavily overrun by weeds, or, (b) if adverse low moisture conditions prevail and weeds are in a state of poor growth. If necessary make a second application after 30 days.

For use on established warm season turfgrasses - includes bermudagrass, centipedegrass, and zoysiagrass.

For use on established cool season turfgrasses - includes Kentucky bluegrass, perennial ryegrass, tall fescue, and turf-type tall fescues.

Spreader Settings

Drop Spreaders	Setting	Setting	Broadcast Spreaders	Setting	Setting	Setting			
Agri-Fab [®] Drop	4	AccuGreen [®] (2-18)	5 1/2	Agri-Fab [®] Rotary	5	Red Devil [®] Rotary (1-20)	5	Sears [®] Craftsman [®] Rotary	5
Greenview [®] Spred [®] XP1	16	Scotts [®] Drop PF1 (2-18)	7 1/2	Cyclone [®] Rotary	4	Republic [®] Rotary	2	Sta-Green [®] Rotary	5
Red Devil [®] Drop (1-5)	4	Sta-Green [®] Drop (1-5)	4	Earthway [®] Rotary	16	Scotts [®] EasyGreen [®]	26	True Temper [®] Rotary	4
Republic [®] Drop	5 1/2			Greenview [®] Jet-Spred [®] SS1	16	Scotts [®] EdgeGuard [®]	4 1/2	Vigoro [®] Rotary (1-10)	3
				Lesco [®] Rotary (dial A-S)/(number dial)	G/15	Scotts [®] SpeedyGreen [®] 2000™, 3000™	4 1/2		

These settings were calibrated and field tested. However, age and condition of spreader, speed of operation, and evenness of terrain may require slightly different settings for desired coverage.

Use Restrictions

Do not apply this product on carpetgrass, dichondra, St. Augustinegrass, or established turf containing desirable clovers.

Do not apply this product to newly seeded grasses until well-established or after the second or third mowing.

Reseeding or overseeding areas may occur three (3) weeks after the application of this product.

Do not use this product on or in close proximity to desirable plants and do not spread granules onto exposed root systems or adventitious shoots (rhizomes) within the drip line of the roots of desirable trees and shrubs, since injury may result.

Do not use this product on flowers, vegetables, groundcovers, gardens or landscape plantings which includes shrubs and trees. Do not exceed specified dosage for any area and do not apply this product within the dripline of or over surface roots of trees, shrubs, and other ornamentals.

Do not apply directly to or near water, storm drains, gutters, sewers, or drainage ditches. Do not apply within 25 feet of rivers, fish ponds, lakes, streams, reservoirs, marshes, estuaries, bays, and oceans. Do not apply when windy. Apply this product directly to your lawn, and sweep any product landing on the driveway, sidewalk, gutter, or street back onto the treated area. To prevent product run-off, do not over water the treated area(s) to the point of runoff or apply when raining or when rain is expected that day.

How Much To Apply

The maximum broadcast application rate is 2.0 pounds of product per 1,000 sq. ft. per application. The maximum number of broadcast applications is limited to 2 per year with a minimum of 30 days between applications. The maximum seasonal rate is 4.0 pounds of product per 1,000 sq. ft.

When To Apply

Apply when listed broadleaf weeds are actively growing in spring or early fall. Apply when the air is calm to ensure uniform coverage and do not spread granules onto flowers, vegetables, and ornamental shrubbery.

Preen Weed Control Kills 200 Listed Weeds!

Annual yellow sweetclover	Burclover	Daisy fleabane	Knawel	Poison ivy	Sowthistle	Wild buckwheat
Aster	Burdock	Daisy, oxeye	Knotweed	Poison oak	Spanishneedles	Wild carrot
Austrian fieldcress	Burning nettle	Dandelion	Kochia	Pokeweed	Speedwell	Wild four-o'clock
Bedstraw	Burweed	Dichondra	Lambsquarters	Poorjoe	Spiny amaranth	Wild garlic
Beggarticks	Buttercup	Dogbane	Lespedeza	Prairie sunflower	Spiny cocklebur	Wild geranium
Betony, Florida	Buttonweed	Dogfennel	Mallow	Prickly lettuce	Spiny sowthistle	Wild lettuce
Bindweed, field	Canada thistle	Dollarweed	Matchweed	Prickly sida	Spotted catsear	Wild marigold
Bird vetch	Carolina geranium	False dandelion	Mexicanweed	Prostrate knotweed	Spurred spurge	Wild mustard
Bitter wintercress	Carpetweed	Falseflax	Milk vetch	Prostrate pigweed	Spurweed	Wild onion
Bittercress, hairy	Catchweed	False sunflower	Morningglory	Prostrate spurge	Stinging nettle	Wild parsnip
Bitterweed	bedstraw	Fiddleneck	Mouseear	Prostrate vervain	Strawberry, India mock	Wild radish
Black-eyed Susan	Catnip	Florida pusley	hawkweed	Puncturevine	Tall nettle	Wild rape
Black medic	Catsear	Frenchweed	Mugwort	Purslane, common	Tall vervain	Wild strawberry
Black mustard	Chickweed, common,	Galinsoga	Musk thistle	Ragweed	Tansy ragwort	Wild sweet potato
Blackseed plantain	mouseear	Goldenrod	Mustard	Red sorrel	Tansy mustard	Woodsorrel
Blessed thistle	Chicory	Ground ivy	Narrowleaf plantain	Redroot pigweed	Tanweed	Woolly croton
Bloodflower milkweed	Cinquefoil	Gumweed	Narrowleaf vetch	Redstem filaree	Thistle	Woolly morningglory
Blue lettuce	Clover, crimson	Heartleaf drymary	Nettle	Rough cinquefoil	Trailing crownvetch	Woolly plantain
Blue vervain	Clover, hop	Heath aster	Orange hawkweed	Rough fleabane	Tumble mustard	Wormseed
Bracted plantain	Clover, red	Hedge bindweed	Oriental cocklebur	Russian pigweed	Tumble pigweed	Yarrow
Brassbuttons	Clover, strawberry	Hedge mustard	Oxalis	Scarlet pimpernel	Velvetleaf	Yellow rocket
Bristly oxtongue	Clover, sweet	Hemp	Parsley-piert	Scotch thistle	Venice mallow	Yellowflower pepperweed
Broadleaf dock	Clover, white	Henbit	Parsnip	Sheep sorrel	Virginia buttonweed	and other broadleaf weeds
Broadleaf plantain	Cockle	Hoary cress	Pearlwort	Sheepspurge	Virginia creeper	
Broomweed	Cocklebur	Hoary plantain	Pennycress	Slender plantain	Virginia pepperweed	
Buckhorn	Common mullein	Cudweed	Pepperweed	Smallflower galinsoxa	Wavyleaf bullthistle	
Buckhorn plantain	Creeping jenny	Curly dock	Pigweed	Smooth dock	Western clematis	
Bulbous buttercup	Cudweed	Daisy, English	Pineywoods bedstraw	Smooth pigweed	Western salsify	
Bull thistle	Bullnettle		Plains coreopsis		White mustard	
			Plantain		Wild aster	

Application Instructions

- Mow lawn to normal height 1 to 2 days before application.
- Water lawn thoroughly at least 1 day before application to sustain moisture until the next watering (see step 5).
- Apply when listed weeds are young and actively growing, preferably in the morning when dew is on the grass. If grass is not moist at time of application, sprinkle lightly with water to allow the granules to adhere and to remain on the leaf surface of the weeds.
- Do not apply when temperatures are consistently above 90°F.
- Do not wash this product from weed leaves for 1 to 2 days after application. After 1 to 2 days, thoroughly water the lawn.

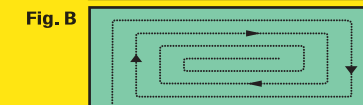

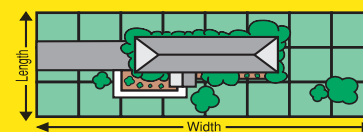
Spreader Directions

Determining Your Lawn's Square Footage: To determine how much of this product to apply, you must determine the square footage of your lawn. An easy way to do this is to walk the length of your lawn, figuring that one pace equals approximately 3 feet. Do the same with the width of the lawn. Then multiply the length by the width to arrive at the total. Make sure you subtract the square footage of your home and driveway when calculating the total square footage of your lawn. If your lawn has an irregular shape, try dividing it up into a number of square areas. Calculate the square footage for each area, then add the figures together to reach your total lawn size.

Spreader Tips: The two main types of spreaders are the Drop Spreader, which drops the material straight down the width of the spreader as you push, and the Broadcast Spreader (also known as a rotary), which throws the material from the spreader.

Drop Spreader: (See Fig. A) First make two passes along the top of the area you'll be covering. Then make two passes along the bottom area. Then move back and forth along the long part of the lawn. On each pass, as you reach the strips at the top and bottom of the area to be covered, shut off the spreader. It's also important to shut off the spreader when you are stopped.

Broadcast Spreader: (See Fig. B) Apply in a single pass by starting on the outside border and apply in a circular path working toward the center.



Storage and Disposal

Do not contaminate water, food or feed by storage and disposal. **Pesticide Storage:** Store this product only in its original container in a cool, dry, locked place out of the reach of children and animals. **Pesticide Disposal and Container Handling:** Nonrefillable container. Do not reuse or refill this container. If empty: Place in trash or offer for recycling if available. If partly filled: Call your local solid waste agency for disposal instructions. Never place unused product down any indoor or outdoor drain.

Warranty

Important: Read Before Use

Read the entire Directions for Use, Conditions, Disclaimer of Warranties and Limitations of Liability before using this product. If terms are not acceptable, return the unopened product container at once. By using this product, user or buyer accepts the following Conditions, Disclaimer of Warranties and Limitations of Liability.

CONDITIONS: The directions for use of this product are believed to be adequate and must be followed carefully. However, it is impossible to eliminate all risks associated with the use of this product. Crop injury, ineffectiveness or other unintended consequences may result because of such factors as weather conditions, presence of other materials, or the manner of use or application, all of which are beyond the control of Lebanon Seaboard Corporation. All such risks shall be assumed by the user or buyer.

DISCLAIMER OF WARRANTIES: To the extent consistent with applicable law, LEBANON SEABOARD CORPORATION MAKES NO OTHER WARRANTIES, EXPRESS OR IMPLIED, OF MERCHANTABILITY OR OF FITNESS FOR A PARTICULAR PURPOSE OR OTHERWISE, THAT EXTEND BEYOND THE STATEMENTS MADE ON THIS LABEL. No agent of Lebanon Seaboard Corporation is authorized to make any warranties beyond those contained herein or to modify the warranties contained herein. To the extent consistent with applicable law, Lebanon Seaboard Corporation DISCLAIMS ANY LIABILITY WHATSOEVER FOR SPECIAL, INCIDENTAL OR CONSEQUENTIAL DAMAGES RESULTING FROM THE USE OR HANDLING OF THIS PRODUCT.

LIMITATIONS OF LIABILITY: To the extent consistent with applicable law, THE EXCLUSIVE REMEDY OF THE USER OR BUYER FOR ANY AND ALL LOSSES, INJURIES OR DAMAGES RESULTING FROM THE USE OR HANDLING OF THIS PRODUCT, WHETHER IN CONTRACT, WARRANTY, TORT, NEGLIGENCE, STRICT LIABILITY OR OTHERWISE, SHALL NOT EXCEED THE PURCHASE PRICE PAID, OR AT LEBANON SEABOARD CORPORATION'S ELECTION, THE REPLACEMENT OF PRODUCT.

Preen[®] is a registered trademark of Lebanon Seaboard Corporation. (L) (D) EPA Reg. No. 961-418 | EPA Est. No. 961-PA-01:961-IL-01 Superscript used is first letter of lot number.

Manufactured By:
Lebanon Seaboard Corporation
1600 East Cumberland Street
Lebanon, PA 17042 • Made in the USA

1-800-233-1067
www.preen.com

